

Formulation and evaluation of orodispersible tablet containing piroxicam by sublimation method

SC Darade^{1,*}, PB Patil², RS Kalkotwar³

¹PG Student, ²Assistant Professor, Dept. of Pharmaceutics, ³Principal, Dept. of Medicinal Chemistry, SNDCOP, Pune

***Corresponding Author:**

Email: shwetadarade.30@gmail.com

Abstract

The most preferred route of administration is oral administration of any dosage form because of its self-medication, exact dose of drug and easily administration but difficulty in swallowing in geriatric patients is one important drawback of this route and mentally disturb patients. To solved this problem disintegration time of oral disintegration tablet is within 30 sec. which is disintegrate in mouth. Piroxicam with camphor as subliming agent combined to form fast dissolving tablet. wet granulation technique is used for preparation of Orodispersible tablets of Piroxicam drug. Camphor was removed from the granules by using vaccum. Then tablet were prepared and expose to vaccum. The tablet formulations were evaluated for Disintegration time, dissolution, hardness, friability, weight variation and thickness.

Keywords: Orodispersible tablet (ODTs), Piroxicam, Subliming agent, Camphor.

Introduction

Oral dispersible tablets (ODTs): Difficulty in swallowing or Dysphagia is common in all age groups. Dysphagia is seen in about 35% of the general population. The preparation of Orally Disintegrating tablets (ODTs) emerged with an objective to improve patient's compliance. These tablet rapidly disintegrate and/or dissolve to release the drug fastly and they come in contact with saliva in mouth, thus avoid the need for water during administration, an attribute that makes them highly accepted for pediatric and geriatric patients. Difficulty in swallowing conventional tablets and capsules is usually seen in all age groups, mostly in elderly and dysphasic patient.

Ideal properties of ODTs

- Not necessary water to swallow and should dissolve or disintegrate in the mouth within a few seconds.
- Allow high drug capacity.
- Be acceptable with taste masking and other excipients.
- Have a good mouth feel.
- Have good strength to withstand the rigors of the formulation process and post manufacturing handling.
- Useful in cases such as motion sickness, sudden episodes of allergic attack or cough, where an rapid onset of action required.
- An increased bioavailability, mostly in situation of insoluble and hydrophobic drugs, due to rapid disintegration and dissolution of these tablets.

Advantages of ODTs

- Fast drug therapy intervention.
- Beneficial for administration and patient compliant for disabled, bedridden patients and for travelers and busy people, who do not always have access to water.

- Great mouth feel property helps to change the perception of medication as bitter pill particularly in pediatric patients.
- Apart from it the drug secured from degradation due to pH and GIT enzymes
- It improves patient compliance due to the remove pain with injections.
- Correct dosing as compared to liquids.

Disadvantages of ODTs

- ODT is water loving in nature so must be stored in dry place.
- It is also shows the fragile, effervescence granules characteristics.
- ODT always need special packaging for properly stabilization & safety of stable product

Conventional Technique

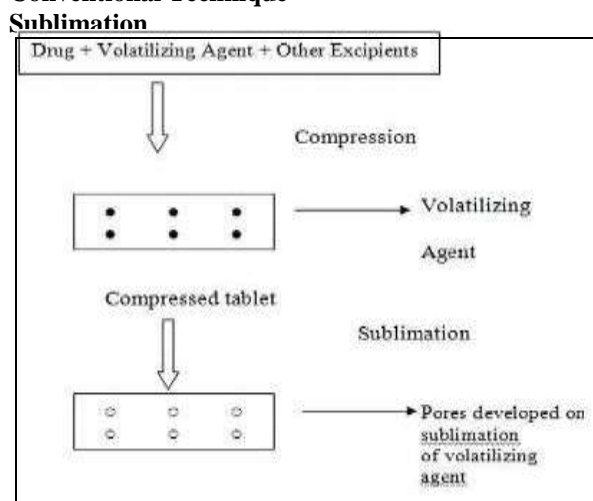


Fig. 1: Steps Involved in Sublimation

Materials and Method

Drug profile

PIROXICAM: Piroxicam is a non-steroidal anti-inflammatory agent of the oxicam class indicated to relieve the symptoms of rheumatoid and osteoarthritis, and used as an analgesic, mostly where there is an inflammatory component. Piroxicam is structurally unrelated to other NSAIDs. It has a long half-life and may be administered as a single daily dose, which can be an advantage over other NSAIDs. The anti-inflammatory potential of it has been equated with that of indomethacin, and its analgesic activity has been shown to be greater than that of aspirin. Piroxicam is used in the treatment of osteoarthritis and rheumatoid arthritis. It was approved by the FDA in 1982. The anti-inflammatory effects of it may result from the peripheral inhibition of prostaglandin synthesis due to the inhibition of the enzyme cyclooxygenase. It also can inhibit the activation of neutrophils, which may contribute to anti-inflammatory effects as well. Prostaglandins sensitize pain receptors, and their inhibition is believed to be responsible for the analgesic effects of it.

Formulation development

1. Preliminary screening for ODTs

A. Trails for selecting superdisintegrants

- Tablets were formulated by setting various concentrations of super disintegrantie, Cross carmellose Sodium (Ac-Di-Sol) along with drug, mannitol, (with different concentrations) and magnesium stearate respectively.
- Powder blend for every batch was then compressed to get fast disintegrating tablets.
- 8, 12, 16, 20, 24 and 28% of Ac-Di-Sol was taken in F1 to F6 batch respectively.

Table 1: Trials for Disintegrants

Batch No	Drug (mg)	Ac-Di-Sol (mg)	Mannitol (mg)	Mg. Stearate (mg)	Total weight (mg)
F1	20	8	168	4	200
F2	20	12	164	4	200
F3	20	16	160	4	200
F4	20	20	156	4	200
F5	20	24	152	4	200
F6	20	28	148	4	200

Table 2: Trails for screening sublimating agents

Batch No.	Drug (mg)	Subliming Agent			Ac-Di-Sol (mg)	Xylitol (mg)	Mannitol (mg)	Mg.Stearate (mg)	Total Wt. (mg)
		Camp hor (mg)	Menthol (mg)	Thymol (mg)					
F1	20	10			20	2	144	4	200
F2	20	20			20	2	134	4	200
F3	20	30			20	2	124	4	200
F4	20		10		20	2	144	4	200
F5	20		20		20	2	134	4	200
F6	20		30		20	2	124	4	200
F7	20			10	20	2	144	4	200
F8	20			20	20	2	134	4	200
F9	20			30	20	2	124	4	200

B. Trails for subliming agents

- Tablets were formulated by adding subliming agents such as camphor, menthol and Thymol in different concentrations with drug, Ac-Di-Sol, mannitol, Xylitol, and magnesium stearate.
- After formulation, tablets of each batch were exposed for sublimation in oven at 40⁰c for 1 hour.
- Thereafter all the batches were evaluated for friability, DT and hardness.

Preparation of Piroxicam ODTs Tablets: Piroxicam and all other ingredients were passed through the sieve no. 60 and the tablets were prepared by adding drug, Mannitol, Camphor, Menthol, Thymol, Xylitol, Super disintegrant Ac-Di-sol and magnesium stearate in different concentrations. The directly compressible blend was then compressed by means of 8 stations tablet compression machine (Jaguar). After compression, the tablets were collected and were subjected for sublimation at a temperature of 40⁰c to facilitate the volatilization of sublimely components.

Evaluation of tablet

Evaluation parameter

1. Appearance of tablet
2. Size of tablet and Shape of tablet
3. Tablet Uniformity of weight

4. Thickness of tablet and diameter
5. Hardness (Crushing strength).
6. Friability test
7. Water absorption ratio
8. Wetting time
9. Disintegration time
10. Dissolution test

Results and Discussion

Characterization of drug (Piroxicam): The characterization of drug is necessary for identification and purity of drug. In characterization of drug different physical, chemical and spectroscopic tests were performed which are given below.

A. Identification test

IR spectroscopy: IR spectra interpretation study was performed for the identification of Piroxicam.

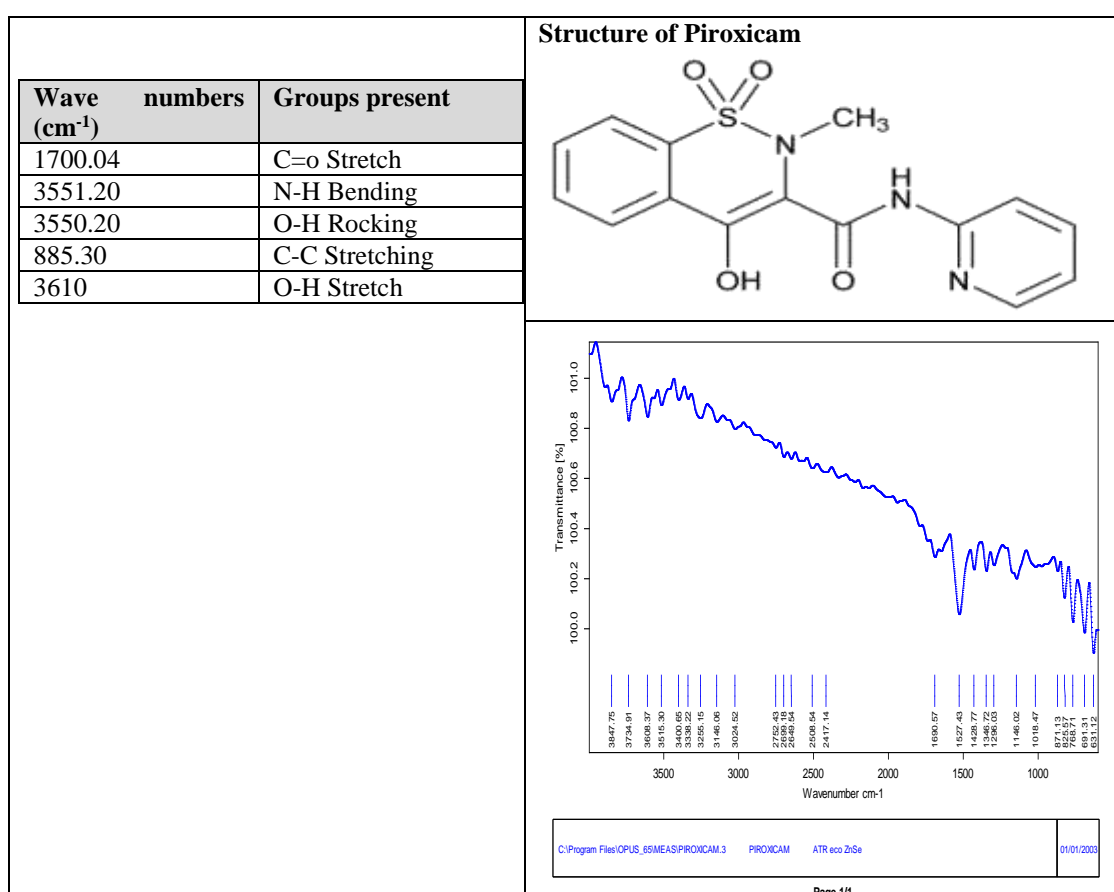


Fig. 2: IR spectra interpretation of Piroxicam

FT-IR study is important for determination of functional groups present in structure of sample. The IR spectrum of the pure Piroxicam sample was recorded by FT-IR spectrometer as shown Fig. 2. The major peaks observed and corresponding functional groups are also given in Fig 2.

UV spectroscopy

A. Determination of absorption maxima: The absorption maxima of Piroxicaminwater was determined using double beam UV

spectrophotometer. The λ_{max} of Piroxicam in buffer pH6.8 was found to be 354 nm. The λ_{max} for Piroxicam of 10 ppm solution is shown in following figure. (Fig. 2)

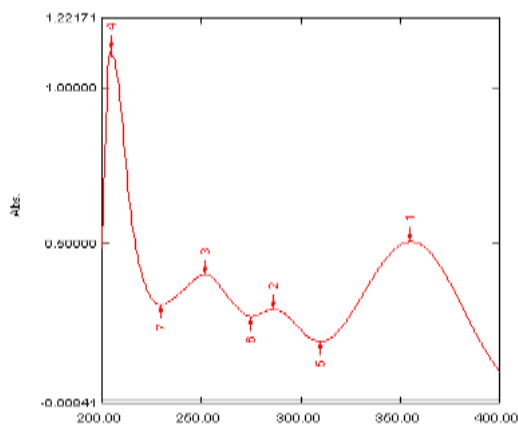


Fig. 3: UV spectrum of Piroxicam

Calibration curve of Piroxicam

Table 3: Absorbance at different concentrations

Sr. no.	Concentration (µg/ml)	Absorbance (354 nm)
1	5	0.195
2	10	0.333
3	15	0.492
4	20	0.652
5	25	0.817

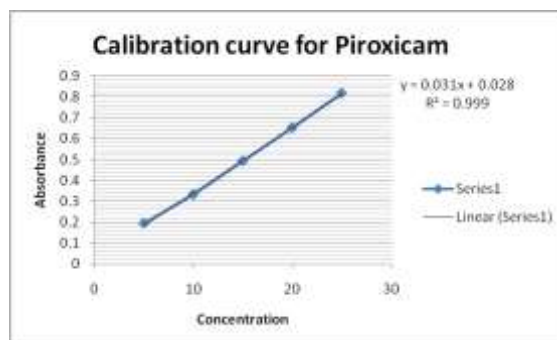


Fig. 4: Calibration curve of Piroxicam

The standard calibration curve of Piroxicam was estimated in buffer pH 6.8 and it was shown that linear in the concentration range of 5-25 µg/ml. The observed absorbance showed in the above figure. (Fig.4) and regression coefficient was 0.999.

B. Physicochemical study

1. Organoleptic characterization
2. Solubility study of drug
3. Melting point determination of drug
4. Loss on drying of drug

Post compression characterizations (Prepared ODT)

For the five batches the evaluation parameters as follow before and after sublimation.

Table 4: Post compression before sublimation characteristics of formulations

Formulation of tablet dosage form	Hardness of tablet (Kg / cm)	Friability of tablet (%)	Thickness of tablet (mm)	Disintegration time(sec) of tablet	Weight variation(average weight)(mg)	Wetting time(sec)
F1	3.6	0.40	2.8	42	204 ± 0.5	3.5
F2	3.9	0.44	2.9	37	203 ± 1.10	3.1
F3	3.9	0.46	2.7	30	200 ± 0.7	2.7
F4	4.3	0.40	2.8	35	201 ± 1.15	2.6
F5	4.0	0.47	2.6	27	198 ± 1.5	2.2
F6	3.7	0.43	2.7	38	200 ± 1.22	1.7
F7	3.6	0.42	2.7	69	199 ± 0.65	4.2
F8	3.8	0.43	2.9	53	201 ± 0.50	3.9
F9	3.8	0.45	2.7	46	199 ± 0.80	3.4

Table 5: Post compression after sublimation characteristics of formulations

Formulation	Hardness (Kg / cm ²)	Friability (%)	Thickness (mm)	Disintegration time(sec)	Weight variation(average weight)(mg)	Wetting time(sec)
F1	3.5	0.41	2.7	32	202 ± 0.5	2.3
F2	3.8	0.46	2.8	29	201 ± 1.10	2.2
F3	3.6	0.48	2.5	24	198 ± 0.7	1.9
F4	4.1	0.42	2.6	29	199 ± 1.15	1.5
F5	3.8	0.49	2.5	33	196 ± 1.5	1.4
F6	3.5	0.45	2.6	40	198 ± 1.22	1.1
F7	3.5	0.44	2.6	55	200 ± 0.65	3.6

F8	3.6	0.47	2.8	40	202 ± 0.50	3.2
F9	3.8	0.49	2.6	31	199 ± 0.80	2.9

Discussion

- It was seen that hardness of formulation was reduced little a bit after sublimation but it is maintained so far. Hardness for the ODT's should be in range of 3.6- 4.3 k g/cm² and it has result found in between 3.5 - 4.1kg/cm² and it was conclude that it has good hardness to pass friability test.
- Friability shown after sublimation in between the range of 0.41-0.49% for all the preparation and for the selected batch it was 0.48% it means that it passes friability test with good margin.
- Before sublimation DT of the preparation were in between 27-69 sec after sublimation it changed to the range of 11-55 sec. hence, DT was reduced after performing sublimation to formulations.
- Disintegrating time of the formulation is directly related to hardness and friability of formulation. It is always seen that disintegration time of a formulation increases with increase in hardness. But the formulation doesn't show the effect on disintegrating time with increase in hardness hence.

Summaries and Conclusion

- IR spectra revealed that, the drug sample was pure.
- If the amount of subliming material was increased then the DT was decreased, but at the same time the hardness of tablet preparation was increased.
- The hardness of tablet and DT of the heated tablets high with an high concentration of the xylitol content. These conclude that the heating process and xylitol content change the properties of MDTs.
- Next step heating, in that increase pore size of tablet i.e. disintegration of tablet shown fastly and tablet hardness was also high.
- Post compression study was carried out for each and every formulation amongst all the batches, batch F3 showed good results with hardness 3.6kg/cm² and disintegrating time 30 sec. and selected as an optimised batch.

Finally it was concluded that using Xylitol compressibility of the tablet to with stand its mechanical strength and incorporation of Camphor as a subliming agent formed porous structure in the tablet aid to easy penetration of fluid reducing disintegrating time.

References

1. Yourong Fu, Hicheng Yang, SeongHoonJeong, Susumu Kimura. Orally Fast Disintegrating Tablets: Developments, Technologies, Taste-Masking and Clinical Studies. *Critical Reviews in Therapeutic Drug Carrier Systems*, 2004;21(6):433-475.

2. Arya Arunand Chandra Amrish. *Fast Drug Delivery Systems: A Review*. Scholars Research Library, 2010;2(2):350-361.
3. Dali Shukla, Subhashis Chakraborty, Sanjay Singh, Brahmeshwar Mishra. *Mouth Dissolving Tablets: An Overview of Formulation Technology*. *Scientia Pharmaceutia*, 2009;76:309-326.
4. P. Ashish, M.S. Harsoliya, J.K. Pathan, S. Shruti. A Review- Formulation of Mouth Dissolving tablet. *International Journal of Pharmaceutical and Clinical Science*, 2011;1(1):1-8.
5. Sharma Deepak, Kumar Dinesh, Singh Mankaran, Singh Gurmeet, Rathore M.S. Fast disintegrating tablets: A new era in novel drug delivery system and new market opportunities. *Journal of drug delivery & therapeutics*, 2012;2(3):74-86.
6. Alokumar Gupta, Anuj Mittal and Prof. K. K. Jha. Fast dissolving tablet- a review. *The PharmaInnovation*, 2012; 1: 2-5.
7. Tapankumar Giri, Dulal Krishna Tripathi And Rana Majumdar. Formulation aspects in the development of orodispersible tablets: an overview. *International journal of pharmacy and pharmaceutical sciences*, 2010;2(3):38-42.
8. Pooja Arora, Vandana Arora Sethi. Orodispersible tablets: A comprehensive review. *International Journal of Research and Development in Pharmacy and Life Sciences*, 2013;2:270-284.
9. Malay Kumar, B Chotaliya. Overview of Oral Dispersible Tablets. *International Journal of Pharm Tech Research*, 2012;4:1712-20.
10. S TejvirKaur, Bhawandeep Gill, Sandeep Kumar, G.D. Gupta. Mouth dissolving tablets: A novel approach to drug delivery. *International journal of current pharmaceutical research*, 2011;3(1)1-7.
11. Priyanka Nagar, Kusum Singh, Iiti Chauhan, Madhu Verma. Orally disintegrating tablets: formulation, preparation techniques and evaluation. *Journal of Applied Pharmaceutical Science*, 2011;1(4):35-45.
12. Abhay Asthana, Swati Aggarwal, Gayti Asthana. Oral Dispersible Tablets: Novel Technology and Development. *International. Journal of Pharmaceutical Science*, 2013;20(1):193-199.
13. Md. Nehal Siddiqui, Garima Garg, Pramod Kumar Sharma. Fast dissolving tablets: preparation, characterization and evaluation. An overview. *International Journal of Pharmaceutical Sciences Review and Research*, 2010;4(2):187-189.
14. Kamal Saroha, Pooja Mathur, Surender Verma, Navneet Syan. Mouth dissolving tablets: An overview on future compaction in oral formulation technologies. *Pelagia Research Library*, 2010;1(1):179-187.
15. K.P.R. Chowdary, K. Ravi Shankar and B. Suchitra, Recent research on orodispersible tablet: A review. *International Research Journal of Pharmaceutical and Applied Sciences*, 2014;4(1):64-73.
16. V. N. Deshmukh. Mouth Dissolving Drug Delivery System: A Review. *International Journal of Pharm Tech Research*, 2012;4(1):412-421.
17. Panigrahi D, Baghel S and Mishra B. Mouth dissolving tablets: An overview of preparation techniques, evaluation and patented technologies. *J Pharm Res*, 2005;4(3):35-38.

18. Dr. Amin FA, Shah T, Bhadani M and Patel M. Emerging trends in development of orally disintegrating tablet technology. *pharminfo.net*.
19. Tanmoy Ghosh, Amitava Ghosh and Devi Prasad. A Review on new generation orodispersible tablets and its future prospective. *International Journal of Pharmacy and Pharmaceutical Sciences*, 2011;3(1):1-7.
20. Abdul Sayeed, Mohd. Hamed Mohinuddin. Mouth dissolving tablets: An overview. *Int. Journal of Research in Pharmaceutical and Biomedical Sciences*, 2011;3(2):959-970.
21. Yang S, Fu Y, Jeong SH, Park K. Applications of poly (acrylic acid) Superporoushydrogel microparticles as a super disintegrants in fast disintegrating tablets. *J PharmaPharmacol*, 2004;56:429-36.
22. Ozeki T, Yasuszawa Y, Katsuyama H, Takshima Y, Kasai T, Eguchi T. Design of rapidly disintegrating oral tablets using acid treated yeast cell wall: A technical note. *APPS Pharmasci Tech*, 2003;4:42-47.
23. Erande Kumar, Joshi Bhagyashree. Mouth Dissolving Tablets – A Comprehensive Review. *International Journal of Pharma Research & Review*, 2013;2(7):25-41.
24. Rajesh Roshan Rai, Pavithra Chirra, Venkataramudu Thanda. Fast dissolving tablets: A novel approach to drug delivery – A review. *International Journal of Preclinical and Pharmaceutical Research*, 2012;3(1):23-32.
25. Sadhana R. Shahi, Minakshi V. Kanzarkar, Somshekhar S. Khadabadi, Nityanand Zadbuk. Formulation and evaluation of Atenolol orodispersible tablets by phase transition technology. *International journal of pharmacy and pharmaceutical Sciences*, 2013;5(4):604-609.
26. Ringard J and Guyot-Hermann AM. Calculation of disintegrant critical concentration in order to optimize tablets disintegration. *Drug DevInd Pharm*, 1998;14(15):2321-2339.
27. Sreenivas SA, Dandagi PM, Gadad AP, Godbole AM, Hiremath SP, Mastiholimath VSM and Bhagwati ST. Orodispersible tablets: New fangled drug delivery system: A review. *Indian J Pharm Educ*, 2005;39(4):177.
28. DaljitMasih, Rajesh Gupta. Mouth Dissolving Tablets – A Review. *UK Journal of Pharmaceutical and Biosciences*, 2013;1(1):18-24.
29. S. Jeganath, Y. Venkatakirankumar. Fast dissolving drug delivery system - A review. *International Journal of Research in Pharmaceutical and Nano Sciences*. 2013;2(1):25-43.
30. Rajesh RoshanRai, Pavithra Chirra, Venkataramudu Thanda. Fast dissolving tablets: A novel approach to drug delivery – A Review. *International Journal of Preclinical and Pharmaceutical Research*, 2012;3(1):23-32.
31. S Jacob, AA Shirwaikar, A Joseph, KK Srinivasan . Novel co-processed excipients of mannitol and microcrystalline cellulose for preparing fast dissolving tablets of glipizide. *Indian J Pharm Sci*, 2007;49(5):633-639.
32. Sharma Shailesh and Singh Gurkeet. Formulation design and optimisation of mouth dissolving tablets of domperidone using sublimation technique. *Pharma science monitor*, 2010; 1(1). Dekker, New York, (2005), 1-69.
33. M. Aulton, *Pharmaceutics: The science of dosage form design*, Churchill Livingstone, second edition, 2007;113-137.
34. S. Niazi, *Handbook of preformulation*, Informa healthcare, (2007), 241-276.
35. *Indian Pharmacopoeia 2010, vol-1*, Published by the Indian pharmacopoeia commission, central Indian pharmacopoeia laboratory, Govt. of India, Ministry of Health & Family Welfare, Sector-23, Raj Nagar, Ghaziabad, (2010), 1815-1820, 1926.
36. N. Suryawanshi, Formulation development and evaluation of effervescent ondansetronhcl mouth dissolving tablet by phase transition method, *pharmaceutics* 2014;1(1):1-120.